

0 Wilflex Oasis™ Pigments

Wilflex™ Oasis Pigments (WPCs) are concentrated waterbase colorants designed to be used with the Wilflex Oasis family of inks.

Highlights

- ▶ High strength, designed for bright color development and color match accuracy.
- ▶ Consistent low viscosity across all pigments for easy handling.
- ▶ Excellent dispersion stability.
- ▶ Oasis low formaldehyde (LF) pigments are intended for low formaldehyde applications (infant and childrenswear) requiring stringent compliance standards. (LF) pigments offer better heat stability and improved wash results.*

Oasis WPCs:

- ▶ 41011WPCFS Oasis Extra White PC
- ▶ 41030WPCFS Oasis Brt Orange PC
- ▶ 41045WPCFS Oasis Maroon PC
- ▶ 41047WPCFS Oasis Magenta PC
- ▶ 41057WPCFS Oasis Violet PC
- ▶ 41065WPCFS Oasis Marine Blue PC
- ▶ 41068WPCFS Oasis Blue G/S PC
- ▶ 41070WPCFS Oasis Green PC
- ▶ 41083WPCFS Oasis Blaze Gold PC
- ▶ 41087WPCFS Oasis Brt Yellow PC
- ▶ 41094WPCFS Oasis Black PC
- ▶ 41165WPCFS Oasis Ultramarine PC
- ▶ **41001WPCFS Oasis LF Elec. Yellow PC***
- ▶ **41003WPCFS Oasis LF Elec. Blue PC***
- ▶ **41004WPCFS Oasis LF Fluo. Pink PC***
- ▶ **41005WPCFS Oasis LF Fluo. Purple PC***
- ▶ **41006WPCFS Oasis LF Elec. Red PC***

11015WOW Oasis HO Mixing White:

- For increased opacity, replace Oasis Extra White PC with 11015WOW Oasis HO Mixing White concentrate when mixing custom opaque colors.
- Dark Substrates using White base plate: Use a 25:40 Blend of Oasis Mixing Base and 11015WOW Wilflex Oasis Mixing White when matching pastels and mid tone colors. Not recommended for discharge base.

Printing Tips

- ▶ Always stir Oasis Pigments well prior to blending into Oasis bases. Completely mix pigments before any printing.
- ▶ Keep the stencil in the unflooded position when printing stops. To avoid “drying-in” of stencil, cover the screen with a moist towel during any break lasting more than a few minutes. Avoid leaving ink in the screen for prolonged periods.
- ▶ Refer to Oasis base PIB.

Compliance

- ▶ Non-PVC, non-phthalate.
- ▶ For compliance certifications, please visit www.wilflex.com/compliance.


Precautions

- ▶ Excess additions of Oasis WPCs into Oasis inks may adversely affect ink properties.
- ▶ To avoid ink interaction in the image area, verify that the screen mesh is clean of previous ghost images. The image area must be clean and de-hazed.
- ▶ Screens must be prepared with water-resistant emulsion to prevent stencil breakdown on press. Some emulsions will require a hardener to further prevent the printing process from degrading the stencil.
- ▶ Most substrates are suitable for printing; however, fibers which possess a low surface adhesion (e.g. polypropylene, silk, polyamide or wool) will require special care during drying and cure processes. Test all fabrics for color fixation and wash fastness before starting any production runs.
- ▶ Perform fusion tests before production. Failure to cure ink properly may result in poor wash fastness, inferior adhesion and unacceptable durability. Ink flash temperatures should be measured on the ink surface using an infrared thermometer sensor. Ink cure temperatures should be measured using a Thermoprobe placed directly in the wet ink film (printed) and verified on the production run substrate(s) and production equipment. It is the responsibility of the printer to determine that the correct ink has been selected for a specific substrate and the application processes meet your customer's standards or specifications.
- ▶ Containers must maintain air-tight seal when not in use.
- ▶ **NON-CONTAMINATION OF OASIS INKS:** Do not add or mix non-Oasis inks, additives or extenders with Oasis inks. All buckets, palette knives, stirring apparatus, squeegees, flood bars and screens must be cleaned properly and free of phthalates and PVC containing inks. Non-phthalate emulsions and pallet adhesives must be used. Failure to follow these precautions may cause phthalate contamination in violation of consumer protection laws and regulations.
- ▶ Any application not referred in this product information bulletin should be pre-tested or consultation sought with Wilflex Technical Services Department prior to printing.
- ▶ Email: techserviceswilflex@polyone.com



Fabric Types

Refer to Oasis base PIB.



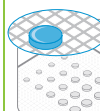
Mesh

Counts: Refer to Oasis base PIB.
Tension: Refer to Oasis base PIB.



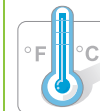
Squeegee

Durometer: Refer to Oasis base PIB.
Edge: Refer to Oasis base PIB.
Stroke: Refer to Oasis base PIB.
Angle: Refer to Oasis base PIB.
***Do not use excess squeegee pressure.**



Water-Resistant Stencil

Direct: Refer to Oasis base PIB.
Capillary/Thick Film: N/A
Off Contact: Refer to Oasis base PIB.
Emulsion-over-Mesh: Refer to Oasis base PIB.



Flash & Cure Temperatures

Flash: Refer to Oasis base PIB.
Cure: Refer to Oasis base PIB.



Pigment Loading

WPC: Oasis Hydrate Inks: 6% max
Oasis Hydrosoft: 6% max
Oasis Discharge Base: 8% max
***All percentages listed at % by weight.**



Oasis Additives

See relevant PIB.
***All percentages listed at % by weight.**



Storage

37-104°F (3-40°C)
Use within one year of manufacture date.
Keep containers sealed at all times.



Clean Up

Warm Soap Water (Tap)
Gentle Pressure



Health & Safety

MSDS: www.polyone.com or
Contact your local CSR.